

Immunotherapy with the Banerji Protocols™

Prasanta Banerji and Pratip Banerji



Dr. Prasanta Banerji Homoeopathic Research Foundation

(Home of the Banerji Protocols™)

10/3/1 Elgin Road, Kolkata – 700020, India

Email: info@pbhfindia.org

Website: www.pbhfindia.org

Immunotherapy



Immunotherapy refers to therapy that stimulates or regulates the immune system. In general this is how homeopathic medicines are believed to work, and there is much scientific evidence to support this belief.

- Stimulation of the immune system
- Modification of the immune system
- Inhibition of the immune system

Immunotherapy and the Banerji Protocols™



- Homeopathy strengthens body's immune system
- Often this is done through a process of exposing the organism to non-toxic doses of an offending or disease-causing agent, which mobilizes the immune response to resist the actual disease
- This is the foundation of immunotherapy in general and also the basic principle of homeopathy: Likes Cures Likes

Isopathy – research evidence



- Mixed grass pollen, 30c
- Placebo controlled trial (Dr. David Reilly)
- 144 hay fever patients
- Significant reduction in symptoms with isopathic treatment
- A good example of classical homeopathy using disease-specific treatment

Banerji Protocols™ and Immunology



- Hyper-responsive immune system
- Primary immune system diseases
- Auto-immune diseases
- Failures of immune surveillance: cancers of various sites

Hyperimmune disorders



- Respiratory allergies:
 - Encourage exposure to the allergen
 - Improve general resistance to allergies with:
 - Calcarea Carbonica 30C 2d or 1M every 7days
 - Treat symptoms:
 - Nasal discharge or nose block:
 - Sanguinaria can. 200C, 2d
 - Watery eyes:
 - Allium cepa 30C
 - Sneezing:
 - Arsenic alb 6C sos

Allergies (cont'd)



■ Skin allergies:

○ General/constitutional support:

- Psorinum 200C or Tuberculinum 200C

○ Rash:

- Antimonium Crudum 6C 2d

Asthma



• Extrinsic, allergic asthma:

- Calcarea Carbonica as above
- Ipecacuanha 30C , gagging cough
- Kali Iodatum 6C, wheezing, dyspnoea

• Chronic, intrinsic asthma in adults:

- Chelidonium majus 6X alt e3h with
- Hepar Sulphuris Calcarea 6C
- Kali Iodatum 6C SOS wheezing, dyspnea
- Kali Carbonicum 200C

Autoimmune diseases:



Classical Homeopathy

- Gibson et al: significantly better results with homeopathy vs. salicylates, 42% able to stop all therapies
- Repeat study: patients continued on anti-inflammatory drugs. Homeopathy safe and effective as “second line” treatment.

Autoimmune diseases: Banerji Protocol



- Tissue specific and symptom specific
- Rheumatoid arthritis:
 - Rhus toxicodendron 30C e3h alt with Bryonia alba 200C for acute joint inflammation
 - Symphytum 200C 2d plus Calcarea Phos 3X 2d
 - Knees, feet: Ledum palustre 200C plus Belladonna 3C 2d
 - Pleuritis: Kali Carbonicum 200C liquid every other day

Autoimmune diseases cont'd:



- Systemic Lupus Erythematosus:
 - Renal protection: Thuja occidentalis 30C, 2d
 - Joint inflammation: Rhus tox. 30C e3h alt with Bryonia alba. 30C
 - Skin rash: Antimonium crudum 6C 2d

Case study: Juvenile rheumatoid arthritis



- 16 year old French girl with recent onset joint pain, inflammation, fevers; difficult to walk
- Symphytum 200C twice a day plus Calcarea phos 3X twice a day
- Now symptom free and leading a normal life

Primary diseases of the immune system



- Lymphomas:
 - Thuja Occidentalis 30C 2d (antitumor)
 - Hepar Sulph Calcareum 6C (specific for lymph glands)
- HIV disease:
 - Syphilinum 200C
 - Symptomatic treatment as needed, for example
 - Antimonium crudum for condylomata
 - Thuja occ for Kaposi's Sarcoma
 - Kali carbonicum, Chelidonium, Hepar sulph calc for pneumocystis pneumoniae

Cancer: A failure of the immune system



- Local immune failure: tissue and organ level
- Regional immune failure: regional metastasis
- General immune failure: distant metastasis

**BANERJI PROTOCOLS™ ADDRESS ALL
THE ABOVE LEVELS**



Tissue – Specific Immunity

Tissue-specific medicines



- Ruta graveolens 6C is a specific for the brain and eyes.
- Nitricum Acidicum 3C is specific for mucosal tissue, and is highly effective in treating and preventing recurrences of oropharyngeal and rectal cancers.
- Hepar Sulphuris Calcareum 6C is effective for benign and malignant tumors of the larynx.
- Kali Carbonicum 200C confers resistance to many different lung pathologies.

More tissue-specific medicines



- For diseases of the liver, Chelidonium majus 6X is a mainstay of our protocols.
- For diseases and cancers of the pancreas and biliary tract, we use Carduus marianus MT (θ).
- For disorders and diseases of the stomach, Arsenic in the 3C potency is highly effective.
- Thuja occidentalis 30C is a first-line agent for diseases of the kidneys, urinary tract, and bladder.
- For all variety of skin disorders and rashes, we usually initiate treatment with Antimonium Crudum 6C.

Immune support for bacterial infections



- Hepar Sulphuris Calcareum 6C or in 200C potency, often combined with Arsenicum album 200C, for skin and soft tissue infections
- When sepsis is present, Pyrogenium 200C is the first line agent
- Micro-organism specific medicines, for example:
 - Baptisia 200C 2d and Lycopodium 30C 2d as the primary agent for treatment of typhoid fever

Immune support for viral infections



- Thuja occidentalis 30C or in 1M is effective against a wide spectrum of viral diseases, including hepatitis B and C and influenza prophylaxis.
- For dengue fever, Eupatorium perf. MT (θ) , 5 drops, e 3h alternately with Rhus toxicodendron 30C 2 drops
- For influenza, Rhus tox. 30C e 3h alternately with Bryonia alba 30C



It is clear that our disease-specific protocols have the capacity to completely cure many of the ills of mankind precisely because they do not simply suppress or eliminate the disease and its symptoms; by stimulating the person's own immunity, they are able to create a permanent cessation of the disease.



Alopecia



2007



2011



Banerji Protocols™

1. Hepar sulph 1000C, one dose every week.
2. Ustilago 200C, one dose daily



Gangrene



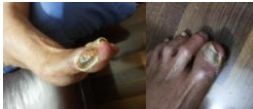
Name BM
Age 85 years
Duration of illness 8 months
Date of first visit 09.04.2014
Chief complaints Ulceration with pain of left big toe.
Past history, if any Nil



Dated 09.04.2014



Dated 18.04.2014



Dated 20.05.2014



Dated 07.06.2014



Dated 10.09.2014



Dated 15.12.2014



Banerji Protocols™

Hypericum perforatum 200C+Arsenicum album 200C,
every three hours.



Psoriasis



**Before
treatment**



**After
treatment**





Banerji Protocols™

1. Hepar sulph 200C, one dose every alternate day.
2. Arsenicum Album 200C, one dose daily



Wound Healing



Name SS

Age 42years

Duration of illness 1 years

Date of first visit 15.04.2013

Chief complaints Swelling of right foot with
oozing pus, sinus formation

Past history, if any H/O Trauma, 4 times operated
drainage of soft tissue
between 2nd and 3rd metatarsal
right



X-ray dated 02.03.2012





X-ray dated 30.08.2013





X-ray dated 02.03.2012



X-ray dated 30.08.2013





Banerji Protocols™

Hypericum perforatum 200C+Arsenicum album 200C,
every three hours.



Rectal Prolapse



Name	SN
Age	83 years
Duration of illness	5 months
Date of first visit	07.09.2013
Chief complaints	Rectal Prolapse, with pain
Past history, if any	NIL



15.09.2013



21.09.2013





Banerji Protocols™

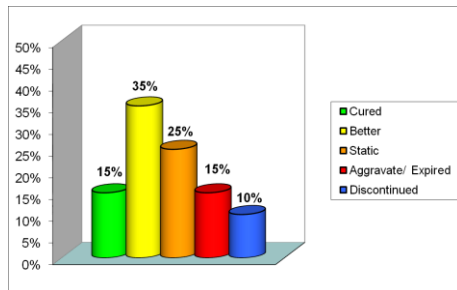
Podophyllum 200C & Ruta Gr. 200C one
dose every three hours alternately



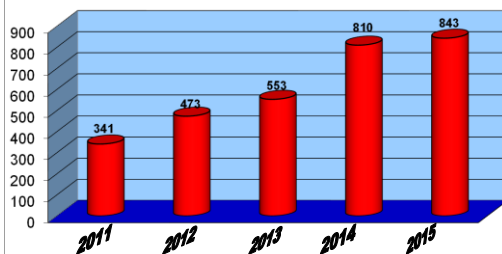
Chronic Renal Failure

[illegible]

Chronic Renal Failure



New Renal Failure Cases last 5 Years





Name **AK**
Age **15 years**
Duration of illness **2 months**
Date of first visit **15.03.2010**
Chief complaints **Vomiting after**
 eating, weakness
Past history, if any **Nil**



Blood report done on the 18th of February 2010

Urea – 154 mg/dl

Creatinine – 7.4 mg/dl

HB – 6.2 mg%



USG of Whole Abdomen dated 15th
February 2010 : Bilateral Medical Renal
Parenchymal Disease With Minimal
Ascites.

C.T. Scan of Abdomen dated 3rd March
2010 : Bilateral Renal Failure



Blood report done on the 27th of March 2010

Urea – 88 mg/dl

Creatinine – 4.1 mg/dl

HB – 7.5 mg%

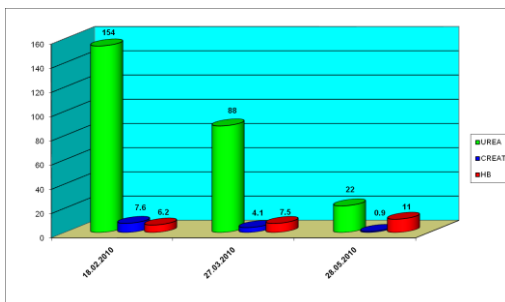


Blood report done on the 28th of May 2010

Urea – 22 mg/dl

Creatinine – 0.9 mg/dl

HB – 11 mg%





Name AS
Age 28 years
Duration of illness 9 months
Date of first visit 15.01.2016
Chief complaints Nausea, Weakness,
Edema feet
Past history, if any Nil



**USG of Whole Abdomen dated 14th of
 March 2015 : Bilateral renal
 parenchymal disease.**



Blood report done on the 29th of December 2015

Urea – 138 mg/dl

Creatinine – 7.09 mg/dl

HB – 8.8 mg%

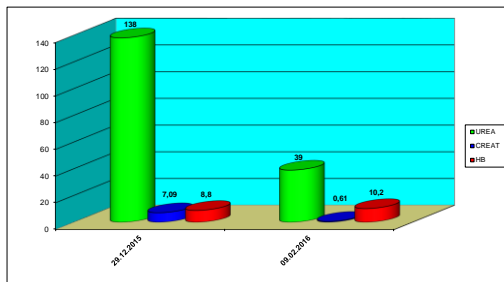


Blood report done on the 9th of February 2016

Urea – 39 mg/dl

Creatinine – 0.61 mg/dl

HB – 10.2 mg%



Banerji Protocols™ for Chronic Renal Failure

1. Medorrhinum 200C, every alternate day
2. Lycopodium clavatum 30C
3. Cantharis 200C, one dose every three hours alternately.
4. Aconitum Nap Q, one dose daily

Dr. Prasanta Banerji Homeopathic Research Foundation
 (Home of the Banerji Protocols™)
 Kolkata, West Bengal, India





Aims of the Research Foundation

- To establish homeopathy as a Scientific and effective mode of medical treatment
- To develop awareness and extend it to the less than privileged of our population

Activities of PBHRF



Observational Research

Collation of collected data

Publication in Scientific Journals

Dissemination of Knowledge



At present our patient database running on customized software on Oracle and MS Visual Basic has more than 40,000 cases inputted with over a half a million visits recorded. This data is the epicenter of the PBHRF and makes us attractive for research to these premiere institutions throughout the world.

Collation of collected data



Collation of data is done with the help of our collaborators in some of the premiere institutions of the world such as:

1. The National Cancer Institute, Bethesda, USA
2. The University of Texas MD Anderson Cancer Center in Houston, USA
3. The University of Columbia, Integrative Therapies Center, New York, USA
4. The St. Luke's Hospital, Kansas City, USA & others...

International Conferences



Tokyo, Japan



Los Angeles, USA



Kander, Germany



MDACC, Houston, USA

International Conferences



Valladolid, Spain



Zaragoza, Spain



Singapore



Madrid, Spain

International Conferences



Istanbul, Turkey



Toronto, Canada



Kos, Greece



Buffalo, USA

International Teaching Seminars



Spain



Japan



Germany



Netherlands

International Teaching Seminars



Israel



Portugal



Macedonia



Italy

Conferences and Teaching Seminars in India



Mumbai



Tripura



Bhubaneswar



Solapur

Conferences and Teaching Seminars in India



Nagpur



New Delhi



Kolkata



Kerala



Government of India
Ministry of Finance
(Department of Revenue)
(Central Board of Direct Taxes)

New Delhi, the 17th March, 2008

Notification

S.O. It is hereby notified for general information that the organization **Dr. Prasanta Banerji Homeopathic Research Foundation, Kolkata**, has been approved by the Central Government for the purpose of clause (ii) of sub-section (1) of section 35 of the Income-tax Act, 1961 (said Act), read with Rules 5C and 5E of the Income-tax Rules, 1962 (said Rules), **with effect from 1.4.2004** in the category of 'other Institution', partly engaged in research activities subject to the following conditions, namely:-



गृह मंत्रालय, भारत सरकार
Ministry of Home Affairs, Govt. of India

Registered

No.11/21022/74(0261)/2010-PCRA-II
Government of India/Bharat Sarkar
Ministry of Home Affairs/Girih Mantralaya

Room No.18 DSH
Jaisolmer House,
26 Mansingh Road,
New Delhi-110011
Dated :09/08/2011

To
The Chief Functionary,
Dr. Prasanta Banerji Homeopathic Research Foundation
103/1, ELGIN ROAD, NOW KNOWN AS LALA LAJPAT RAI SARANI
KOLKATA-24 Parganas-(S and N)
West Bengal-700020

Subject: Registration under Foreign Contribution (Regulation) Act, 2010.

Sir/Madam,

With reference to your application dated 20/08/2010 requesting registration under the Foreign Contribution (Regulation) Act, 2010, I am directed to say that your Association has been registered under Section 11 (C) of the Act as follows:-

Registration Number : 147111020
Nature : Social



सर्वोपचार
गृह मंत्रालय
गिरिह मंत्रालय, नया दिल्ली-110016
कलकत्ता-24 पार्गना-स और न
वर्ग-700020

GOVERNMENT OF INDIA
MINISTRY OF SCIENCE & TECHNOLOGY
Department of Scientific and Industrial Research
Technology Bhawan, New Mehrauli Road,
New Delhi-110016

सूचना/सूचना : 6567173, 6562113 (PAHO)
सूचना/सूचना : 71181, 71117, 71280
सूचना/सूचना : 6960625, 6868607, 6561682,
6861847, 6862418, 6516078

ई-मेल/ई-मेल : dsir@dsir.gov.in, dsir@dsir101.vsnl.net.in

BY REGISTERED POST

No.14/355/2003-TU-V

Dated: 29 November 03

To:

The Managing Trustee,
Dr. P. B. Homeopathic Research Foundation,
103/1 Elgin Road,
Kolkata - 700 020.

Subject: Recognition of Scientific and Industrial Research Organisations (SIROs).

Dear Sir,

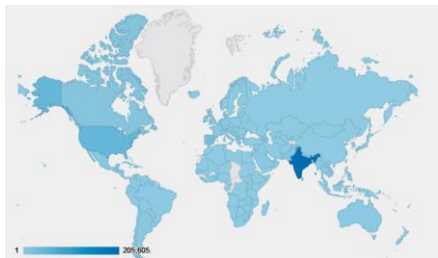
This has reference to your application for recognition of Dr. P.B. Homeopathic Research Foundation, Kolkata as a Scientific and Industrial Research Organisation (SIRO) by the Department of Scientific and Industrial Research under the Scheme on Recognition of Scientific and Industrial Research Organisations (SIROs)-1988.

2. This is to inform you that it has been decided to accord recognition to Dr. P.B. Homeopathic Research Foundation, Kolkata from 31st November 2003 up to 31st March 2008. The recognition is subject to terms and conditions mentioned overleaf.





In the Year 2010 Patients from more than 70 countries followed the Banerji Protocols™ through the website www.pbhfindia.org, seeking online medical advice and treatment.



At present we are treating serious diseases in 190 countries around the world through email and **do not take any consultation charges.**

Possible Use Of Ultra-Diluted Medicines For Health Problems During Lunar Missions

Pratip Banerji, Satadal Das,
Gobinda Chandra Das, Prasanta Banerji



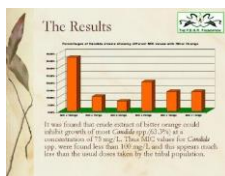
The PBH Research Foundation, Kolkata, India.




With Dr. Harrison Schmitt,
Scientist and Astronaut, NASA



With Dr. Jim Logan, formerly
Chief of Medical Operations for
NASA





Baptisia





Efficacy of Baptisia Tinctoria in the Treatment of Typhoid: Its Possible Role in Inducing Antibody Formation

Banerji, Pratip / Banerji, Prasanta / Das, Gobinda Chandra / Islam, Aminul / Mishra, Shailendra Kumar / Mukhopadhyay, Susmita

Citation Information: Journal of Complementary and Integrative Medicine. Volume 9, Issue 1, Pages –, ISSN (Online) 1553-3840, DOI: [10.1515/1553-3840.1622](https://doi.org/10.1515/1553-3840.1622), July 2012

Publication History:

Publication History:
Published Online: 2012-07-02



ISBN 978-953-907-863-2
Publisher: InTech
Publication date: January 2012



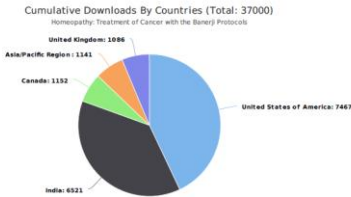
6

Homeopathy: Treatment of Cancer with the Banerji Protocols

Prasanta Banerji and Pratip Banerji
Prasanta Banerji Homeopathic Research Foundation, India

<http://www.intechopen.com/articles/show/title/homeopathy-treatment-of-cancer-with-the-banerji-protocols>

INTECH
open science | open minds



The pie chart above shows the download share by country. Again, the countries represented in the graph are the TOP 5 countries from which your paper was accessed.

As on 06.03.2016, 37000 downloads, Highest USA 7467, next India 6521.



GLOBAL ADVANCES IN HEALTH AND MEDICINE



CASE REPORT

Successful Treatment of Chronic Viral Hepatitis With High-dilution Medicine

Barbara Sarter, PhD, APRN, FNP-C, D(Home), Prasanta Banerji, FMBH, Pratip Banerji, MD(Hom)



GLOBAL ADVANCES IN HEALTH AND MEDICINE

REVIEW

Integrative Nanomedicine: Treating Cancer With Nanoscale Natural Products


综合纳米医学：利用纳米级天然产物治疗癌症

Nanomedicina Integral: Tratar el cáncer con productos naturales em nanoescala
Iris R. Bell^{1,2,*} MD, PhD, United States; Barbara Sarter^{3,4} PhD, APRN, FNP-C, United States; Mary Koshan, PhD, RN, United States; Prasanta Banerji⁵ FMIH, India; Pratip Banerji⁶ MD(Hon), India; Shantini Jain, PhD, United States; John Ives, PhD, United States

36

Volume 3, Number 1 • January 2014 • www.gahm.com

Review



Low Doses of Traditional Nanophytomedicines for Clinical Treatment: Manufacturing Processes and Nonlinear Response Patterns

Iris R. Bell^{1,2,*} MD, PhD, Barbara Sarter^{3,4} PhD, APRN, FNP-C, Leanna J. Standish⁵ ND, PhD, Prasanta Banerji⁶ FMIH, and Pratip Banerji⁶ MD(Hon)

[J Nanosci Nanotechnol. 2015 Jun;15\(6\):4021-38.](#)



Thank You